

## E-waste – Environmental Problems and Current Management

Georgios Gkaidatzis<sup>1</sup>, Komninos Aggelakoglou, Despoina Aktsoylou

Production and Management Engineering Department  
Democritus University of Thrace, Xanthi GR-67100

### 1. Introduction

In the last years, there is an increasing acknowledgment of our impact on the environment due to our lifestyle, while the need to adopt a more sustainable approach as to our consumption habits emerges as of particular significance. This trend regards industrial sectors affecting the consumption habits and, especially, electronic industry where the short life cycles and the rapidly developing technology have led to increased e-waste volumes, such as discarded electronic equipment. The majority of such elements result in landfills. However, their partial recyclability, due to their material composition (combination of different metals, such as copper, aluminium and steel, attached to, covered with or mixed with several types of plastics and ceramics) along with the unavoidable restrictions in landfills, has led to the development of retrieval techniques for their recycling and re-use, highlighting the significance of e-waste recycling, not only from a waste management aspect but also from a valuable materials' retrieval aspect.

E-waste is often misinterpreted as related to old computers or IT equipment in general, while the synonymous term Waste Electrical and Electronic Equipment (WEEE) is also used in the international literature. Table 1 summarizes several e-waste definitions.

Table 1: Summary of selected e-waste definitions.

Reference	Term
European Directive 2002/96/EC	“Waste electrical and electronic equipment, including all components, subassemblies and consumables which are part of the product at the time of discarding”. The Directive 75/442/EEC, Article 1(a), defines as “waste” “any substance or object which the holder discards or is required to discard in compliance with the national legislative provisions”.
Basel Action Network (www.ban.org)	“E-waste includes a wide and developing range of electronic appliances ranging from large household appliances, such as refrigerators, air-conditioners, cell phones, stereo systems and consumable electronic items to computers discarded by their users”
OECD (www.oecd.org)	“Any household appliance consuming electricity and reaching its life cycle end.”

In this article, “e-waste” and WEEE are synonymous and include the 10 categories provided for by the Directive 2002/96/EC on e-waste (see Table 2).

Table 2: E-waste categories pursuant to the EU Directive 2002/96/EC.

No.	Category	Label
1	Large household appliances	Large HA
2	Small household appliances	Small HA
3	IT and telecommunications equipment	ICT

<sup>1</sup> Contact: Tel.:25410-79.877, e-mail: [geogai@pme.duth.gr](mailto:geogai@pme.duth.gr)

4	Consumer equipment	CE
5	Lighting equipment	Lighting
6	Electrical and electronic tools (with the exception of large-scale stationary industrial tools)	E&E tools
7	Toys, leisure and sports equipment	Toys
8	Medical devices	Medical devices
9	Monitoring & control instruments	M & C
10	Automatic dispensers	Dispensers

E-waste differs chemically and physically wise from urban or industrial waste. It contains both dangerous and valuable materials requiring special treatment and recycling practices to avoid adverse environmental impact and harmful impact on human health. Retrieving the valuable and base metals is possible by recycling e-waste, but the high labour cost and the strict environmental legislation have consolidated these activities' implementation mostly in Asian countries such as China and India (Terazono, 2006) by use of obsolete methods and inadequate emphasis on the employees' protection (Cobbing, 2008). As a result, the e-waste disposal issue has attracted the interest of politicians, non-governmental organizations, such as Greenpeace ([www.greenpeace.org](http://www.greenpeace.org)), Basel Action Network ([www.ban.org](http://www.ban.org)), Silicon Valley Toxics Coalition ([www.svtc.org](http://www.svtc.org)) and the scientific community.

## 2. E-waste Production

### 2.1. Current Situation

The global e-waste production is assessed at 20-50 Mt/year (UNEP, 2006), equal to 1-3% of the estimated global urban waste production (1636 Mt, OECD, 2008 and Cobbing, 2008). PCs, cell phones and TVs will contribute 5.5 Mt in 2010 and will amount to 9.8 Mt in 2015. In wealthier countries, e-waste will stand for 8% of the urban waste volume (Widmer et al., 2005). Each electronic item's participation in the annual e-waste production,  $E$  (kg/year), depends on each electronic item's mass,  $M$  (kg), its quantity (number) in the market and consumption,  $N$ , and its average life cycle,  $L$  (year).

$$E = \frac{MN}{L} \quad (1)$$

Electronic computers with an average 3-year life cycle (Betts, 2008) contribute to a greater extent to the total e-waste flow compared to refrigerators and electrical cook-stoves, having an average life cycle of 10-12 years. Table 3 summarizes certain e-waste types along with their mass and estimated life cycle.

Table 3: Waste Electrical and Electronic Equipment (WEEE) types, including items considered as e-waste.

Item	Mass (kg)	Estimated life cycle (years)
<i>WEEE usually cited as e-waste</i>		
PC	25	3
Fax machine	3	5
High-quality stereo system	10	10
Cell phone	0.1	2
Electronic toys	3	5
Photocopier	60	8
Radio	2	10

TV	30	5
Video/ DVD player	5	5
<i>WEEE usually not regarded as e-waste</i>		
Air-conditioner	55	12
Dish washer	50	10
Electrical cook-stove	60	10
Food mixer	1	5
Freezer	35	10
Hair-dryer	1	10
Iron	1	10
Boiler	1	3
Microwave oven	15	7
Refrigerator	35	10
Telephone	1	5
Toaster	1	5
Dryer	35	10
Vacuum cleaner	10	10
Washing machine	65	8

(Source : Robinson, 2009)

Particularly for the European Union, the e-waste quantities increase by 3-5% per year (Hischier et al., 2005), a rate three times faster than the urban solid waste. During the 1990-1999 period the quantities produced in EU-15 were approximately 3.3-3.6 kg/resident, while estimated quantities for the 2000-2010 period vary between 3.9-4.3 kg/resident (Widmer et al., 2005). Using the equation (1), Swiss is estimated to produce 9 kg/person/year (Sinha-Khetriwal et al., 2005), the European population 14 kg/person/year (Goosey, 2004), with the total EU-15 production amounting to 5.5 Mt/year and, in case of EU-27, 8.3-9.1 Mt/year (Huisman, 2007). USA produced approximately 2.6 Mt (Cobbing, 2008), while China produced 2.5 Mt (Liu et al., 2006) in 2005. There are no available data for poorer countries, but it is assessed that India and Thailand produced 0.3 and 0.1 Mt of e-waste in 2007 (Cobbing, 2008).

According to another calculation based on the equation (1), Table 3 and available data (6 years' old) for the total number of PCs (0.78 billion units), cell phones (3.4 billion units), stationary phones (1.2 billion units), TVs (1.4 billion units), and radios (2.5 billion units), the total production amounts to 11.7 Mt/year (Robinson, 2009). Moreover, considering the data age and the fact that the relatively large-mass electrical appliances (refrigerators, air-conditioners etc.) are not included in the aforementioned calculation, it is assessed that the total e-waste quantities will be much larger. If the global GDP's increase by about 20% in the last 6 years is also considered, then the aforementioned estimate of 20-50 Mt/year (UNEP, 2006) is justified.

## 2.2. Future trends in e-waste production

The global e-waste production will change due to the economic growth and the available technologies. For each country, the total number of PCs and other items constituting potential e-waste is related to the country's GDP (see Figure 1).

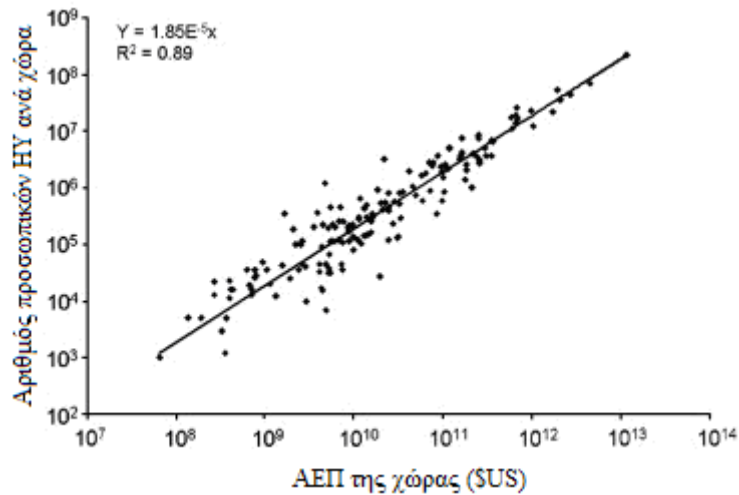


Figure 1. Number of PCs per country related to the country's GDP for 161 countries. (Source: Robinson, 2009)

Figure 1 shows that the increasing economic growth shall entail higher e-waste production. On the contrary, it is assessed that specific changes in the technology and the consumption habits will decrease global e-waste production, since consumers will turn e.g. more to portable PC solutions having 1-3 kg average weight compared to the stationary computer weighing 25 kg, while now stationary computers are usually equipped with LCD (Liquid Crystal Display) screens instead of the older CRTs (Cathode Ray Tube).

### 3. Environmental Impact

#### 3.1. Potential environmental problems related to e-waste

E-waste's chemical composition depends on the type and the age of the electronic object discarded. It is usually predominated by several metal alloys, especially Cu, Al and Fe attached to, covered with or mixed with several plastics or ceramics. Table 4 presents the different substances-elements-pollutants related to e-waste. Some of them, such as heavy metals, are used in electronic items' production, while others, such as Polycyclic Aromatic Hydrocarbons (PAHs) are produced by e-waste burning at low temperature. Burning the cables' isolating plastic cover in open barrels produces 100 times more dioxins than domestic waste burning (Gullett et al., 2007).

**Table 4:** Potential environmental pollutants produced from e-waste dumping or recycling.

Pollutants	Correlation with e-waste	Typical concentration in e-waste (mg/kg)	Global emissions (tons)
PBDEs, PBB and TBBPA	Fire retardant		
Polychlorinated biphenyls (PCB)	Condenser, converter	14	280
Chlorofluorocarbon (CFCs)	Refrigeration units, foam insulation		

Polycyclic Aromatic Hydrocarbons (PAHs)	Combustion product		
Polyhalogenated Aromatic Hydrocarbons (PHAHs)	Low-temperature combustion product		
Polychlorinated dibenzo- <i>p</i> -dioxins (PCDDs), Polychlorinated dibenzofurans (PCDFs)	Low-temperature combustion product of PVCs and other plastics		
Americium (Am)	Smoke detectors		
Antimony	Fire retardant, plastics	1700	34000
Arsenic (As)	Reinforcement material for Si		
Barium (Ba)	Absorbing material (CRTs)		
Beryllium (Be)	Silicon rectifier		
Cadmium (Cd)	Batteries, toners, plastics	180	3600
Chromium (Cr)	Data discs	9900	198000
Copper (Cu)	Cabling	41000	820000
Gallium (Ga)	Semi-conductors		
Indium (In)	LCD screens		
Lead (Pb)	Metal glue, batteries	2900	58000
Lithium (Li)	Batteries		
Mercury (Hg)	Fluorescent lamps, batteries	0.68	13.6
Nickel (Ni)	Batteries	10300	206000
Selenium (Se)	Rectifier		
Silver (Ag)	Cabling		
Tin (Sn)	Solder metal glue, LCD screens	2400	48000
Zinc		5100	102000

(Source : Robinson, 2009)

Considering that the annual e-waste production approximates 20Mt, the total quantities of the several pollutants contained in the e-waste flow (Table 4 right column) result, to a great extent, in landfills or recycling centres affecting the environment and/or public health. Therefore, despite significant recycling, e-waste is liable for 5000 t Cu annually released to the environment (Bertram et al., 2002). PBDEs (Polybrominated diphenyl ethers) are combustion retardants that finally result in the environment and, given that they are lipophilic compounds, are bioaccumulated in living organisms (Deng et al., 2007), while the refrigerators and air-conditioners discarded contain CFCs (Chlorofluorocarbons) that will destroy the ozone layer when, in the future, CFCs escape from the e-waste dumping site (Scheutz et al., 2004).

**The aforementioned problems grow bigger considering the fact that** the majority of e-waste are not recycled, because several electronic and electrical items are discarded along with household waste and are subject to no further treatment (Ladou and Lovegrove, 2008). Approximately 80% of the quantity collected for recycling is exported to countries such as China, India, Pakistan, Vietnam, Philippines, Malaysia, Nigeria, Ghana etc. (Schmidt, 2006). This results in their treatment in very loose environmental frameworks having increased impact on the environment and the employees in the specific operations. Non-governmental organizations, such as Greenpeace, report this «secret flow» of e-waste (Cobbing, 2008).

### 3.2. Environmental pollution caused by e-waste disposal and recycling

The majority of e-waste is led to (sanitary) landfill sites. The implementation of the appropriate, in this case, TCLP (Toxicity Characteristic Leaching Procedure) test has showed that e-waste discarded at urban waste dumping sites do not produce leachates with heavy metals concentrations exceeding the environmental limits (Spalvins et al., 2008). Nevertheless, this chemical cocktail generated as leachate following the TCLP test from several electronic items was toxic for aquatic organisms (Dagan et al. 2007). Moreover, the usual technique of e-waste compression before or during discarding in landfills may increase the leachate volumes due to the disturbance of the several electronic circuit parts and, for that reason, it is proposed to perform cement solidification on e-waste that increases pH and decreases the aqueous solutions' flow in the waste discarded (Niu and Li, 2007). Burning before discard at landfill sites increases heavy metals mobility contained in circuits covered with a plastic grid and, for

that reason, while not being bioavailable following wash-out, they are released to the atmosphere during burning.

E-waste recycling includes disassembling and destroying the individual parts to retrieve several materials. Through recycling, 95% of a computer's useful materials and 45% of a cathode ray tube's materials can be retrieved (Ladou and Lovegrove, 2008). Recycling methods have minimum environmental impact when combined with the application of appropriate technology, such as in Japan (Aizawa et al., 2008), while, on the contrary, when using the practices followed in developing countries (e.g. child labour, e-waste burning and emission of several pollutants to the air, leachate seepage in underground and surface aquifers etc.) the final environmental benefit-impact balance is not always positive. It must be also stressed out that any environmental benefit from recycling vanishes when the waste to be recycled is transported to great distance due to the adverse environmental impact of the energy consumed for its transportation (Barba-Gutierrez et al., 2008), while, recycling, in any case, has smaller ecological footprint than e-waste dumping and burning (Hischier et al., 2005).

Figure 2 presents all possible e-waste routes-flows and their potential environmental impact.

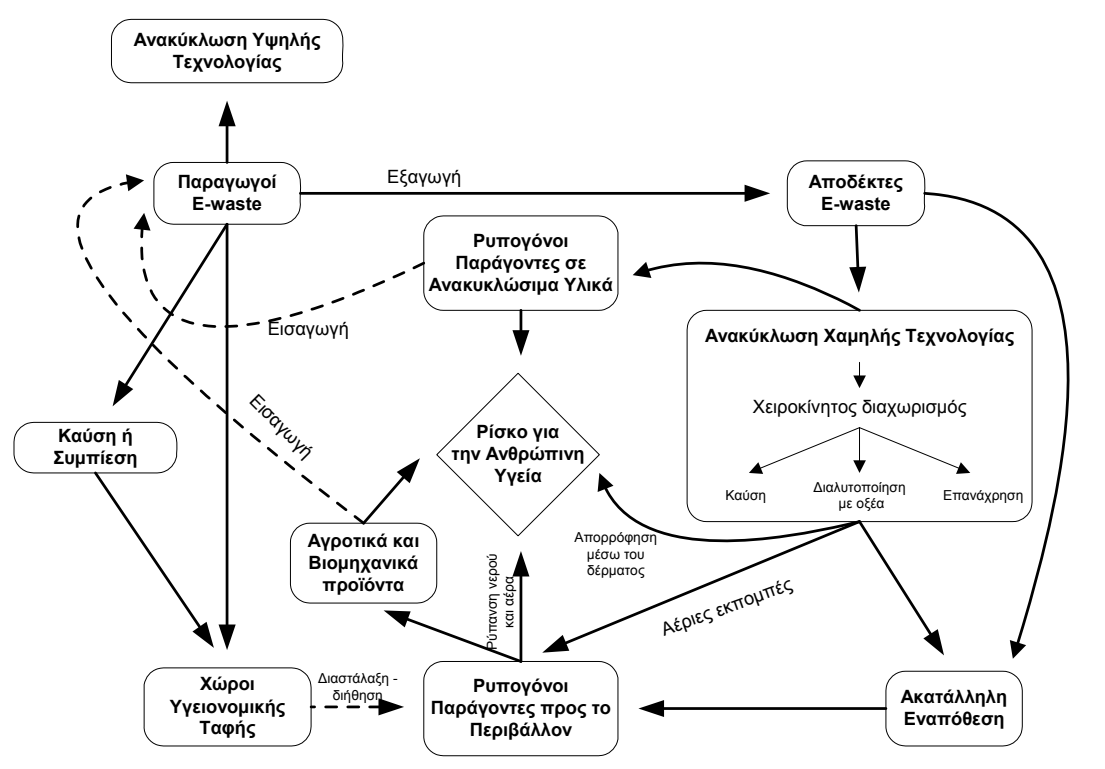


Figure 2. E-waste routes (Source: Robinson, 2009).

#### 4. E-waste management – Current situation

##### 4.1. Greece

The average annual e-waste production in Greece for the period 2003-2006 came up to approximately 170 Kt, representing 3.8% of the total amount of domestic solid waste ([www.electrocycle.gr](http://www.electrocycle.gr)). 90% of e-waste for the same period had been mixed with other urban solid waste or had been recycled with other materials (e.g. metal waste), with no prior process (“grey recycling”). In order to deal both with the developing problem of “grey recycling” and the increasing amounts of e-waste, the operation of an authorized alternative e-waste management system started in 2004, having as main responsibilities the collection, transposition and process in special facilities. The system collected approximately 0.1 Kt in 2005, first year of operation, 31.5 kt in 2007, 47 Kt in 2008 and 25 Kt in the first five months of 2009, overbalancing the national goal, as defined by the European and Greek legislation. These goals include the separate collection of at least 4 kg/resident/year of e-waste of domestic origin, that is 44 Kt/year for Greece in total. Nevertheless, even today the domestic appliances are available in a non-monitored

way, resulting to their collection by street vendors and their promotion to metal and alloy recovery units (See Figure 3).

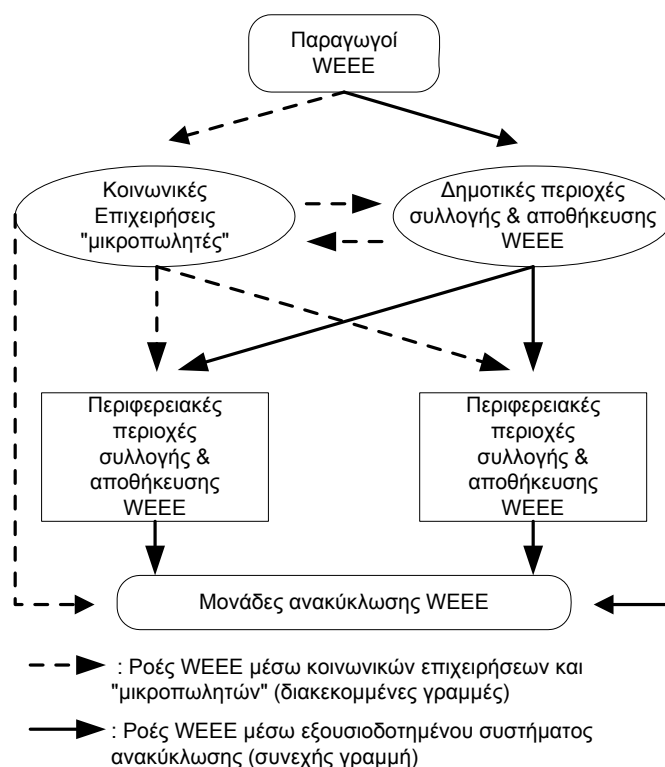


Figure 3. Procedures flow chart of the operating e-waste management system in Greece (Source: Papaioikonomou et al., 2009).

#### 4.2. European Union

In the European Union, e-waste have been targeted regarding the prevention of environmental pollution, for the exploitation of resources and the reduction of landfill use. The legislation developed by the European Parliament is based on three axes, the prevention, recycling and re-use of e-waste, so that the amount of the waste electrical and electronic equipment (WEEE) available is reduced (Hischier et al., 2005). The above are elaborated in two relative Directives:

1. Directive 2002/95/EC restricts the use of hazardous substances introducing the requirement for change of substances causing the main environmental problems during the emplacement and recycling of the waste electrical and electronic equipment. According to this directive, the most effective way to ensure the substantial reduction of health and environmental hazards relating to hazardous substances is their replacement with other, safer substances. The prohibition of use of hazardous substances is most likely to increase the possibilities and the financial profit from recycling electrical and electronic equipment.
2. Directive 2002/96/EC on waste electrical and electronic equipment has been developed particularly to assist in reducing the waste electrical and electronic equipment available in the landfills and encourage the more efficient use of resources through recycling and re-use. The specific directive measures for collection, management, recovery and recycling of all electrical and electronic products and focuses on the Extended Producer Responsibility (EPR). Its main points are:
  - The study and production of electronic equipment should facilitate the disassembly and recovery for posterior use and recycling of e-waste.
  - The e-waste should be collected separately from other forms of waste and their collection should not burden households.
  - The target price to integrate in the management system is 4 kg/year/resident.
  - By the end of 2006, producers should be able to recover and reuse a certain target percentage for each of the 10 categories of the Directive ranging between 50-80%.

- Producers are responsible for financing e-waste collection and management.

#### 4.3. Switzerland

Switzerland was the first country in the world where an official e-waste management system was established and operated (Sinha-Khetriwal et al., 2005). The legislation regarding e-waste management was introduced for the first time in 1998 through ORDEA law (Ordinance on “The Return, the Taking Back and the Disposal of Electrical and Electronic Appliances”) (Widmer et al., 2005, Fishbein, 2002). Two different e-waste recycling systems are active in the country. One is run by SWICO Recycling Guarantee (The Swiss Association for Information, Communication and Organizational Technology) and manages the “brown” electronic equipment (e.g. computers, televisions, radios, etc.), while the other is run by S.EN.S (Stiftung Entsorgung Schweiz System) and manages the “white” electrical equipment (e.g. washing machines, refrigerators, ovens, etc.) (Sinha-Khetriwal et al., 2005).

Figure 4 shows the flow of material and financial resources in the Swiss e-waste management system. Consumers return the e-waste in a more convenient way, either through specified collection points, of retail companies or transporting the waste straight to the recycling spots. The materials are transported from the collection points to the disassembly facilities, in order to disassemble and disinfect e-waste, by removing the most toxic factors. In the recycling facilities, e-waste pass through an even more detailed disassembly, shredding and sorting, resulting mostly to the collection of plastic, glass, steel, aluminum and copper. Most of the recycled materials are then sent to refineries or foundries for the final material recovery. The remaining materials that cannot be recovered are led into incinerators for energy recovery and a small quantity, usually smaller than 2%, goes to landfills of waste.

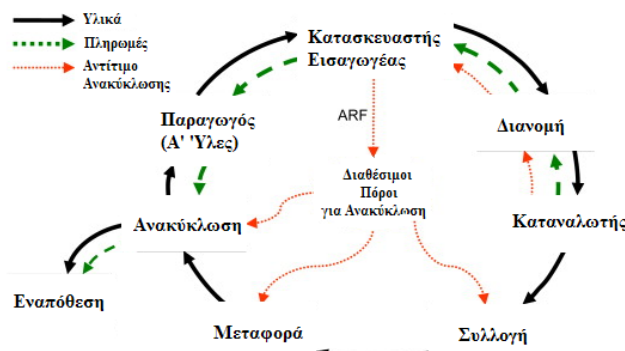


Figure 4. Flow of the material and financial resources in the Swiss e-waste management system (Source: Sinha-Khetriwal et al., 2005)

In the Swiss system, producers are fully responsible for the application and operation of the management system and the entire system is financed through a special recycling charge included in the product’s price (Widmer et al., 2005). Retailers, importers and manufacturers are obliged to take back their products free of charge and manage them in an “environmentally tolerable way” (Fishbein, 2002). Approximately 75 Kt of electrical and electronic equipment have been collected, classified, disassembled and then processed in Switzerland in 2004, as a result of the effort of these systems (Hischier et al., 2005), while approximately 68 Kt were collected in 2003 (Sinha-Khetriwal et al., 2005).

#### 4.4. Japan

In the Japanese e-waste management system the withdrawal is not free of charge, but consumers pay an amount of money when they return used electronic products to the traders. Japan has established a withdrawal system for four types of e-waste (air conditioners, televisions, refrigerators and washing machines) since 1998. The law specifies target rates and imposes strict penalties for non-compliance (Widmer et al., 2005). Until 2004 there were 41 e-waste recycling facilities in Japan, partially financed by the ministries, municipalities or Japanese companies producing electronic products. Producers implement in their business strategy the e-waste management and have their own facilities or collaborate with other producers to create and operate such facilities. E-waste coming from residencies are collected when these products are not used anymore or when consumers buy new ones. The collected waste is transported to the intermediate 380 e-waste collection points and eventually to the



facilities through a distribution system (Li et al., 2004). A basic characteristic of the Japanese system is the use of the primary disassembly procedure of big parts initially with a more accurate and brief process so that they handle the residues in a more proper way. Therefore, the Japanese companies of electronic equipment were the first ones to evolve welding without insulation and the electrical panel board connections without bromide compounds in relation to the European e-waste and the guidelines of the Directive RoHS, while they constantly aim at the designing of lighter products, cheaper and easier to be recycled. They plan the disassembly by reducing the number of the plastic resins in their products and reuse their parts (Fishbein, 2002).

Equivalent legislation is in force also for the collection and recycling of used electronic computers since 2003. The legal framework provides for two different categories for the used electronic computers. For those bought before October 2001, recycling is financed with 20-30€, while for those bought after October 2001, the recycling costs are included in the price of the product as an additional recycling tax. This legislation also directs on order the manufacturers to recover their corresponding products after they have been used by their last owners. This system is an example for the individual responsibility of producers, from the moment they have the natural and financial responsibility for their products recycling. Nevertheless, it should be noted that the e-waste recycling system success in Japan is based on social responsibility, environmental sensitivity and general discipline of Japanese people vis-à-vis regulations.

## 5. Summary

Electronic equipment and therefore e-waste are everywhere in our society. They are characterized by a complex chemical composition and difficulty in quantifying their flows at a local and international level. The pollution caused by their irregular management substantially degraded the environment mostly in poorer countries, receiving them for recycling and recovery of their valuable metals. As for the consequences on ecosystems, human health and environmental restoration of areas burdened by certain pollutants generated by e-waste (e.g. Li and Sb), there are no sufficiently documented scientific studies. Motivated by the minimization of environmental effects caused by the generated e-waste, many technological changes have been effectuated. The following are indicated:

- The replacement of CRT screens with LCD screens (Pb elimination but Hg introduction),
- The introduction of optical fibres (Cu elimination from the cablings, but F, Pb, Y and Zr introduction),
- The introduction of rechargeable batteries (Ni, Cd reduction, but Li increase), etc.

Non-governmental organizations and citizens movements press for the elimination of hazardous substances in electronic appliances, resulting to manufacturers competing for a more “green” profile. Some indicative results of the above pressures are:

- The production of “halogen-free” appliances, not contributing to the production of PCBs and dioxins (but their production is more expensive environmentally),
- The replacement of bromide combustion retarders with more environment-friendly ones based on phosphorus, and
- The introduction of legislative restrictions (Pb, Hg, Cr, PBBs and PBDE up to 1000 mg/kg, Directive RoHS - Restriction on Hazardous Substances)

Summarizing the above, e-waste separation from the rest of solid waste and their recycling for the recovery of valuable raw materials and basic metals is essential. The management system has to be rationally designed so that the environmental benefits from the collection, transportation, management and the financial benefits from the recovery are not set-off by the required resources and energy consumptions for the system operation.

## Bibliography

- [Aizawa et al., 2008](#) H. Aizawa, H. Yoshida and S.I. Sakai, Current results and future perspectives for Japanese recycling of home electrical appliances, *Res Conserv Recycl* **52** (2008), pp. 1399–1410.
- [Barba-Gutierrez et al., 2008](#) Y. Barba-Gutierrez, B. Adenso-Diaz and M. Hopp, An analysis of some environmental consequences of European electrical and electronic waste regulation, *Res Conserv Recycl* **52** (2008), pp. 481–495.
- [Bertram et al., 2002](#) M. Bertram, T.E. Graedel, H. Rechberger and S. Spatari, The contemporary European copper cycle: waste management subsystem, *Ecol Econ* **42** (2002), pp. 43–57.
- [Betts, 2008](#) K. Betts, Producing usable materials from e-waste, *Environ Sci Technol* **42** (2008), pp. 6782–6783.

- [Cobbing, 2008](#) Cobbing M. Toxic Tech: Not in Our Backyard. Uncovering the Hidden Flows of e-waste. Report from Greenpeace International. <http://www.greenpeace.org/raw/content/belgium/fr/press/reports/toxic-tech.pdf>, Amsterdam, 2008.
- [Dagan et al., 2007](#) R. Dagan, B. Dubey, G. Bitton and T. Townsend, Aquatic toxicity of leachates generated from electronic devices, *Arch Environ Contam Toxicol* **53** (2007), pp. 168–173.
- [Deng et al., 2007](#) W.J. Deng, J.S. Zheng, X.H. Bi, J.M. Fu and M.H. Wong, Distribution of PBDEs in air particles from an electronic waste recycling site compared with Guangzhou and Hong Kong, South China, *Environ Int* **33** (2007), pp. 1063–1069.
- [Fishbein, 2002](#) B.K. Fishbein, End-of-life management of electronics abroad, *Waste in the wireless world: the challenge of cell phones*, INFORM Inc., New York (2002) <http://www.informinc.org>.
- [Goosey, 2004](#) Goosey M., *End-of-life electronics legislation—an industry perspective*, *Circuit World* **30** (2) (2004), pp. 41–45
- [Gullett et al., 2007](#) B.K. Gullett, W.P. Linak, A. Touati, S.J. Wasson, S. Gatica and C.J. King, Characterization of air emissions and residual ash from open burning of electronic wastes during simulated rudimentary recycling operations, *J Mater Cycl Waste Manag* **9** (2007), pp. 69–79.
- [Hischier et al., 2005](#) Hischier R., Wäger P. and Gauglhofer J., *Does WEEE Recycling make sense from an environmental perspective? The environmental impacts of the Swiss take-back and recycling systems for waste electrical and electronic equipment (WEEE)*, *Environ Impact Assess Rev* **25** (2005), pp. 525–539.
- [Huisman, 2007](#) J. Huisman and F. Magalini, Where are WEEE now?, *Lessons from WEEE: Will EPR work for the US?*, *Proceedings of the 2007 IEEE International Symposium on Electronics & the Environment, Conference Record* (2007), pp. 149–154.
- [Ladou and Lovegrove, 2008](#) J. Ladou and S. Lovegrove, Export of electronics equipment waste, *Int J Occup Environ Health* **14** (2008), pp. 1–10.
- [Li et al., 2004](#) Li J, Wen X, Liu T, Honda S. Policies, management, technologies and facilities for the treatment of electrical and electronic wastes in China. The China–Netherlands Seminar on Recycling of electronic Wastes, 2004, Beijing. <http://www.brcr.cn/en/Backup/Meetings/China-Netherland/10.pdf>.
- [Liu et al., 2006](#) X.B. Liu, M. Tanaka and Y. Matsui, Generation amount prediction and material flow analysis of electronic waste: a case study in Beijing, China, *Waste Manag Res* **24** (2006), pp. 434–445.
- [Niu and Li, 2007](#) X.J. Niu and Y.D. Li, Treatment of waste printed wire boards in electronic waste for safe disposal, *J Hazard Mater* **145** (2007), pp. 410–416.
- [OECD, 2008](#) OECD. OECD Environmental Outlook to 2030. 2009. Organisation for Economic Cooperation and Development <http://213.253.134.43/oecd/pdfs/browseit/9708011E.PDF>, 2008.
- [Papaoikonomou, 2009](#) K. Papaoikonomou, S. Kipouros, A. Kungolos, L. Somakos, K. Aravossis, I. Antonopoulos και Α. Karagiannidis, Marginalised social groups in contemporary weee management within social enterprises investments: A study in Greece, *Waste Management* **29** (2009), pp.1754-1759.
- [Robinson, 2009](#) Robinson B., E-waste: An assessment of global production and environmental impacts, *Science of the Total Environment*, in press (2009).
- [Scheutz et al., 2004](#) C. Scheutz, H. Mosbaek and P. Kjeldsen, Attenuation of methane and volatile organic compounds in landfill soil covers, *J Environ Qual* **33** (2004), pp. 61–71.
- [Schmidt, 2006](#) C.W. Schmidt, Unfair trade — E-waste in Africa, *Environ Health Perspect* **114** (2006), pp. A232–A235.
- [Sinha-Khetriwal et al., 2005](#) D. Sinha-Khetriwal, P. Kraeuchi and M. Schwaninger, A comparison of electronic waste recycling in Switzerland and in India, *Environ Impact Assess Rev* **25** (2005), pp. 492–504.
- [Spalvins et al., 2008](#) E. Spalvins, B. Dubey and T. Townsend, Impact of electronic waste disposal on lead concentrations in landfill leachate, *Environ Sci Technol* **42** (2008), pp. 7452–7458.
- [Terazono, 2006](#) Terazono A., Murakami S., Abe N., Inanc B., Moriguchi Y. and Sakai S. et al., *Current status and research on e-waste issues in Asia*, *J Mater Cycles Waste Manage* **8** (2006), pp. 1–12.
- [UNEP, 2006](#) UNEP, Call for Global Action on E-waste, *United Nations Environment Programme* (2006).
- [Widmer et al., 2005](#) R. Widmer, H. Oswald-Krapf, D. Sinha-Khetriwal, M. Schnellmann and H. Boni, Global perspectives on e-waste, *Environ Impact Assess Rev* **25** (2005), pp. 436–458.